

O'Grady Drama Australia



Workbook Upper Primary

Workbook 2


Ages 8 – 12



Workbook Tips & Hints

- Where you see a busy bee : here is a section of the workbook to complete!
- The helping hands  indicate that you may need the help of an older sibling or adult.

Activity 1 - Colour in the Pirate Captain!



Activity 2 - Create a Pirate Character!



What is your pirate captain name?	
What type of pirate pet do you have?	
What is your pet's name?	
What is the name of your pirate ship?	
What type of treasure is in your treasure chest?	
What is the name of your first mate?	

Activity 3 - Symbols of Value





What numbers do the symbols represent? **Hint:** They represent numbers between 1-5.

				11
				18
				9
				11
10	12	13	14	

Activity 4 – Draw Your Pirate Character!



Draw anything else a pirate might need – including a pirate pet!



Activity 5 - Speech Work



You are a rough, tough Pirate! Can you say the following lines with energy and expression?

- Arrh me hearties!
- Scrub the deck!
- Hoist the sails!
- Avaste ye!
- Drop anchor
- Polish the silver!
- Aye aye Captain!
- Walk the plank!
- Land ahoy!
- What am I going to do with such a lazy crew?
- Yo ho ho
- Lower the longboats!
- Batten down the hatches!
- All hand hoy!

Speech Extension

Some of the phrases above can be joined together. Practise saying two or three of the lines at a time and then write them down below.

For example -

1. All hand hoy! Batten down the hatches!

Activity 6 – Movement

Movement to be done in mime. No talking, use big interesting actions and levels as below:

Low Level

- On hands and knees, pretend to scrub the deck.
- Polish your treasure! Count the gold coins, admire the jewels.

Medium Level

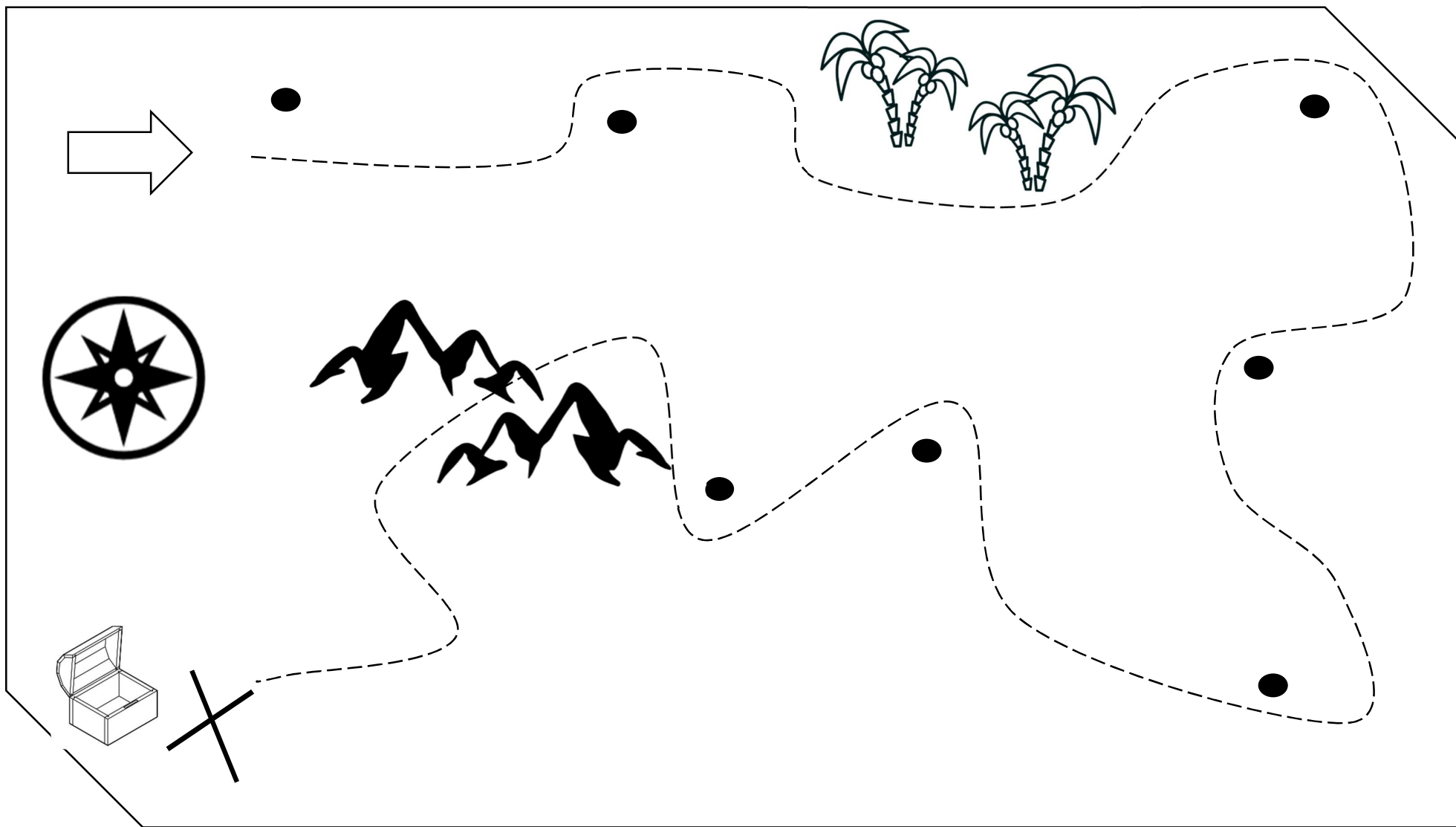
- Walk the plank, with a big splash action at the end.
- Prepare the cannon. Pick up a heavy cannon ball, load the cannon and fire.

High Level

- Steer the ship during a storm. Show how hard it is to turn the wheel.
- Hoist the sails. Pretend to pull ropes down one arm at a time while bending your knees!


Activity 7 – Complete the Treasure Map

- Each time you see a ● you need to create a new landmark (cave, lake, quicksand, etc)
- As well as drawing a picture of the landmark, give it a name i.e “Skull Cave” or “Lost Lagoon”
- Colour in the existing landmarks.
- Add the North, South, East, West symbols to the compass.
- Add some treasure to the chest.



Activity 8 – Pirate Fit Word

Can you complete the Pirate Fit Word? Figure out which words go where based on the number of letters in each word! See the hint below on where to put the first words.



Hint: there is only one 6 letter word and only one 8 letter word.

3	4	5	7
map	ahoy	coins	plunder
aye	sail	waves	coconut
sea	gold	ocean	compass
	loot		
	crew		
	ruin	6	8
	tide	pirate	treasure